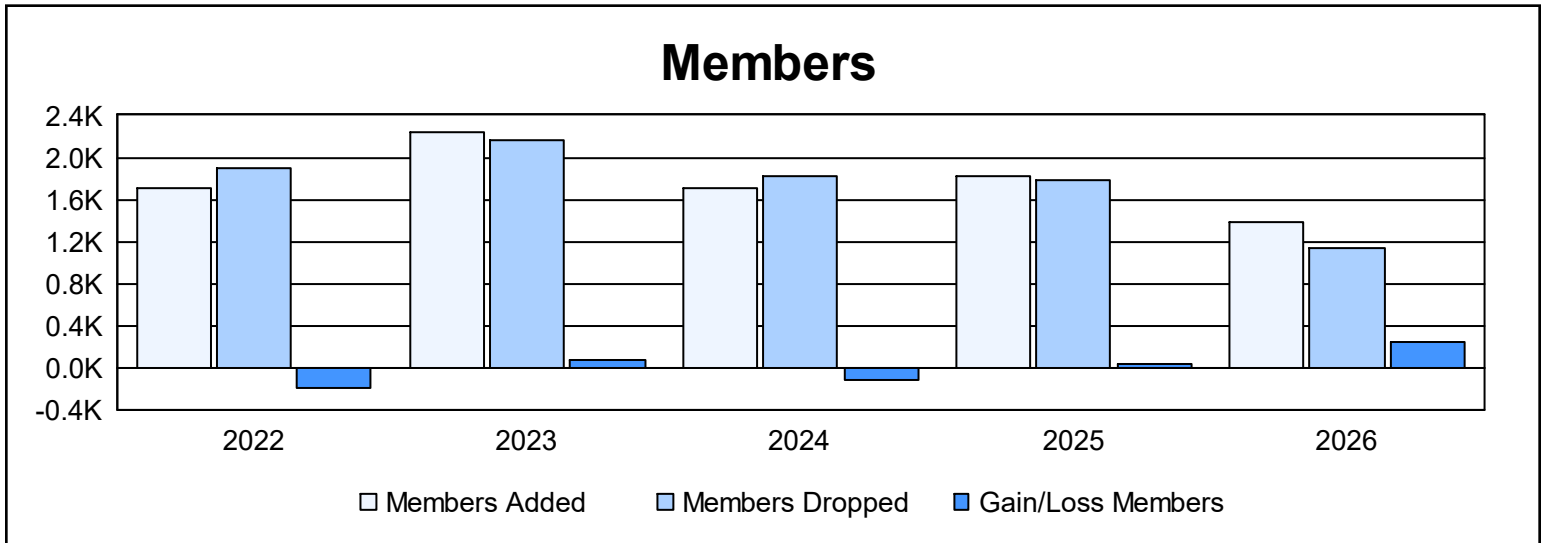
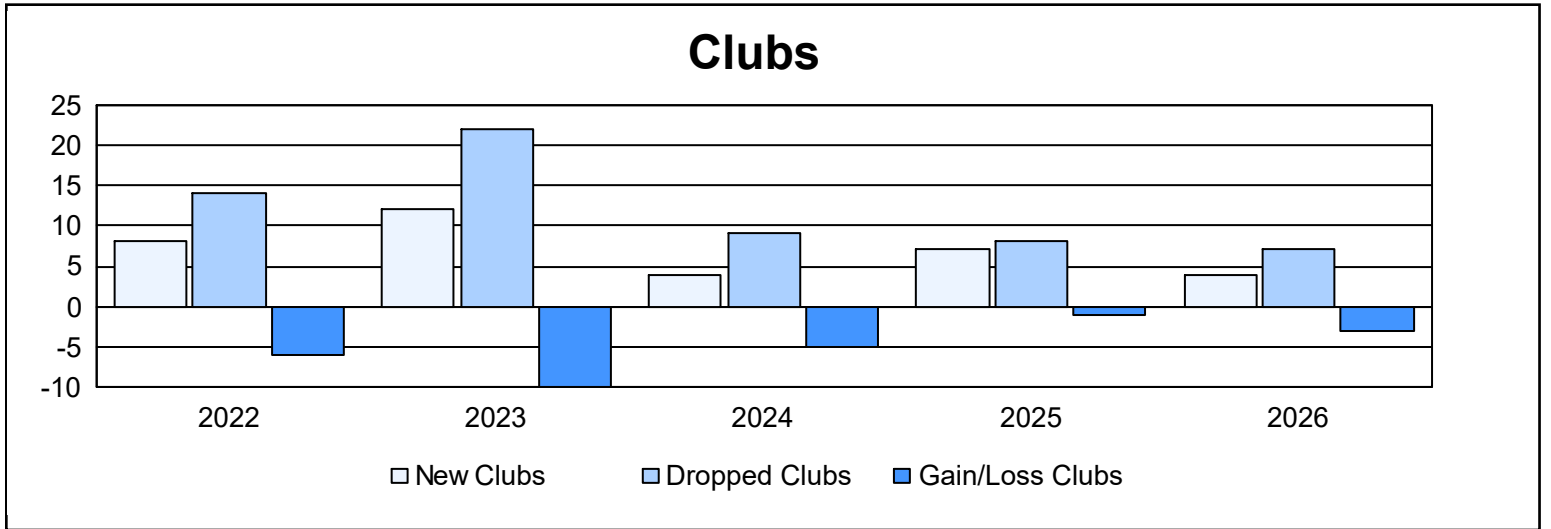


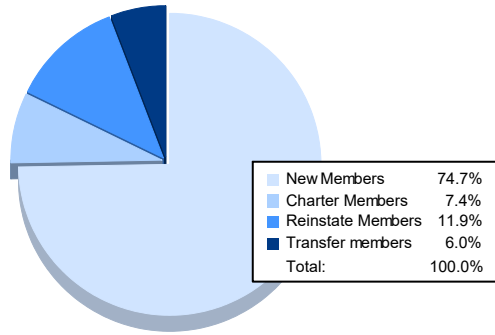
**Multiple District A**

As of March 2026 Cumulative

| Year           | New Clubs | Dropped Clubs | Gain/ Loss Clubs | New Members  | Charter Members | Reinstate Members | Transfer Members | Total Member Added | Total Members Dropped | Gain/ Loss Members |
|----------------|-----------|---------------|------------------|--------------|-----------------|-------------------|------------------|--------------------|-----------------------|--------------------|
| 2021-2022      | 8         | 14            | -6               | 1,246        | 259             | 88                | 113              | 1,706              | 1,898                 | -192               |
| 2022-2023      | 12        | 22            | -10              | 1,576        | 423             | 95                | 139              | 2,233              | 2,164                 | 69                 |
| 2023-2024      | 4         | 9             | -5               | 1,416        | 118             | 81                | 95               | 1,710              | 1,823                 | -113               |
| 2024-2025      | 7         | 8             | -1               | 1,402        | 170             | 171               | 78               | 1,821              | 1,782                 | 39                 |
| 2025-2026      | 4         | 7             | -3               | 1,027        | 102             | 163               | 82               | 1,374              | 1,131                 | 243                |
| <b>Average</b> | <b>7</b>  | <b>12</b>     | <b>-5</b>        | <b>1,333</b> | <b>214</b>      | <b>120</b>        | <b>101</b>       | <b>1,769</b>       | <b>1,760</b>          | <b>9</b>           |



### Membership Composition March 2026 Cumulative



### Gender Composition March 2026 Cumulative

